



Location: ACL1 - City Hall

Report on 24-hour TSP monitoring

Action Level ($\mu\text{g}/\text{m}^3$) - 163

Limit Level ($\mu\text{g}/\text{m}^3$) - 260

Date	Sampling Time	Weather Condition	Filter paper no.	Filter Weight, g		Elapse Time, hr		Sampling Time, hr	Flow Rate, m^3/min			Total Volume, m^3	TSP Level, $\mu\text{g}/\text{m}^3$
				Initial	Final	Initial	Final		Initial, Q_{si}	Final, Q_{sf}	Average		
2-Nov-16	8:00	Fine	17854	2.8045	2.8923	1065.97	1089.97	24.00	0.97	0.97	0.97	1401	62.7
8-Nov-16	8:00	Cloudy	17996	2.8484	2.9550	1093.02	1117.02	24.00	1.03	1.04	1.04	1491	71.5
14-Nov-16	8:00	Fine	17977	2.8486	3.0336	1120.02	1144.02	24.00	1.03	1.03	1.03	1481	124.9
19-Nov-16	8:00	Cloudy	17939	2.8504	2.9644	1147.03	1171.03	24.00	1.03	1.03	1.03	1477	77.2
25-Nov-16	8:00	Cloudy	17817	2.7292	2.8142	1174.03	1198.03	24.00	1.04	1.05	1.04	1503	56.6

Report on 1-hour TSP monitoring

Action Level ($\mu\text{g}/\text{m}^3$) - 460

Limit Level ($\mu\text{g}/\text{m}^3$) - 500

Date	Sampling Time	Weather Condition	Filter paper no.	Filter Weight, g		Elapse Time, hr		Sampling Time, hr	Flow Rate, m^3/min			Total Volume, m^3	TSP Level, $\mu\text{g}/\text{m}^3$
				Initial	Final	Initial	Final		Initial, Q_{si}	Final, Q_{sf}	Average		
3-Nov-16	8:15	Fine	17826	2.8054	2.8089	1090.02	1091.02	1.00	0.97	0.97	0.97	58	59.9
3-Nov-16	9:17	Fine	17823	2.8158	2.8189	1091.02	1092.02	1.00	0.91	0.91	0.91	55	56.9
3-Nov-16	10:19	Fine	17820	2.6969	2.6998	1092.02	1093.02	1.00	0.91	0.91	0.91	55	53.2
9-Nov-16	8:13	Cloudy	17974	2.8410	2.8426	1117.02	1118.02	1.00	1.04	1.04	1.04	62	25.6
9-Nov-16	9:17	Cloudy	17983	2.8578	2.8591	1118.02	1119.02	1.00	0.91	0.91	0.91	55	23.8
9-Nov-16	10:19	Cloudy	17980	2.8467	2.8484	1119.02	1120.02	1.00	0.91	0.91	0.91	55	31.1
15-Nov-16	8:15	Fine	17947	2.8572	2.8658	1144.03	1145.03	1.00	1.03	1.03	1.03	62	139.5
15-Nov-16	9:17	Fine	17945	2.8297	2.8372	1145.03	1146.03	1.00	1.03	1.03	1.03	62	121.6
15-Nov-16	10:19	Fine	17942	2.8573	2.8629	1146.03	1147.03	1.00	1.03	1.03	1.03	62	90.8
21-Nov-16	8:30	Cloudy	17813	2.7391	2.7445	1171.03	1172.03	1.00	0.90	0.90	0.90	54	100.1
21-Nov-16	9:40	Cloudy	17897	2.8021	2.8057	1172.03	1173.03	1.00	0.90	0.90	0.90	54	66.7
21-Nov-16	10:45	Cloudy	17842	2.7926	2.7946	1173.03	1174.03	1.00	1.03	1.03	1.03	62	32.4
26-Nov-16	8:15	Rainy	18306	2.6805	2.6824	1198.04	1199.04	1.00	1.05	1.05	1.05	63	30.2
26-Nov-16	9:17	Rainy	18303	2.6847	2.6858	1199.04	1200.04	1.00	0.92	0.92	0.92	55	20.0
26-Nov-16	10:19	Rainy	18300	2.6514	2.6555	1200.04	1201.04	1.00	0.98	0.98	0.98	59	69.6



Location: ACL2a - Contractor HK/2012/08 Site office

Report on 24-hour TSP monitoring
 Action Level ($\mu\text{g}/\text{m}^3$) - 187.3
 Limit Level ($\mu\text{g}/\text{m}^3$) - 260

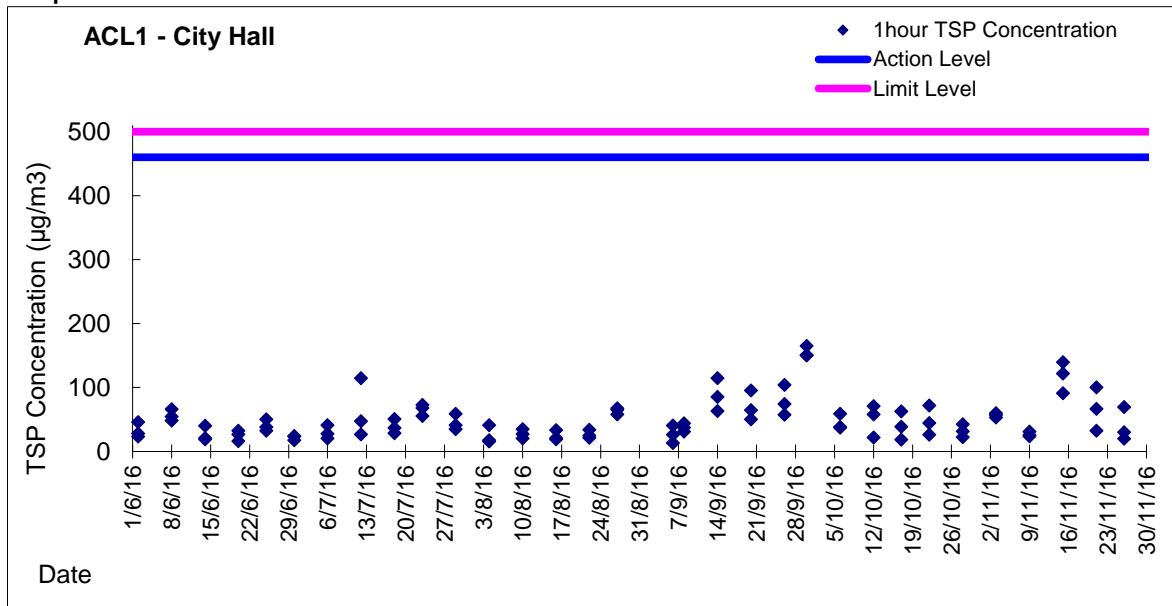
Date	Sampling Time	Weather Condition	Filter paper no.	Filter Weight, g		Elapse Time, hr		Sampling Time, hr	Flow Rate, m^3/min			Total Volume, m^3	TSP Level, $\mu\text{g}/\text{m}^3$
				Initial	Final	Initial	Final		Initial, Q_{si}	Final, Q_{sf}	Average		
2-Nov-16	8:00	Fine	17827	2.7960	2.9040	6237.58	6261.58	24.00	1.10	1.10	1.10	1581	68.3
8-Nov-16	8:00	Cloudy	17762	2.7249	2.8435	6264.58	6288.58	24.00	1.15	1.16	1.16	1667	71.1
14-Nov-16	8:00	Fine	17955	2.8406	3.0152	6291.58	6315.58	24.00	1.19	1.19	1.19	1708	102.2
19-Nov-16	8:00	Cloudy	17913	2.8220	2.9390	6318.58	6342.58	24.00	1.18	1.18	1.18	1705	68.6
25-Nov-16	8:00	Cloudy	17796	2.7433	2.8375	6345.75	6369.75	24.00	1.14	1.14	1.14	1642	57.4

Report on 1-hour TSP monitoring
 Action Level ($\mu\text{g}/\text{m}^3$) - 300.1
 Limit Level ($\mu\text{g}/\text{m}^3$) - 500

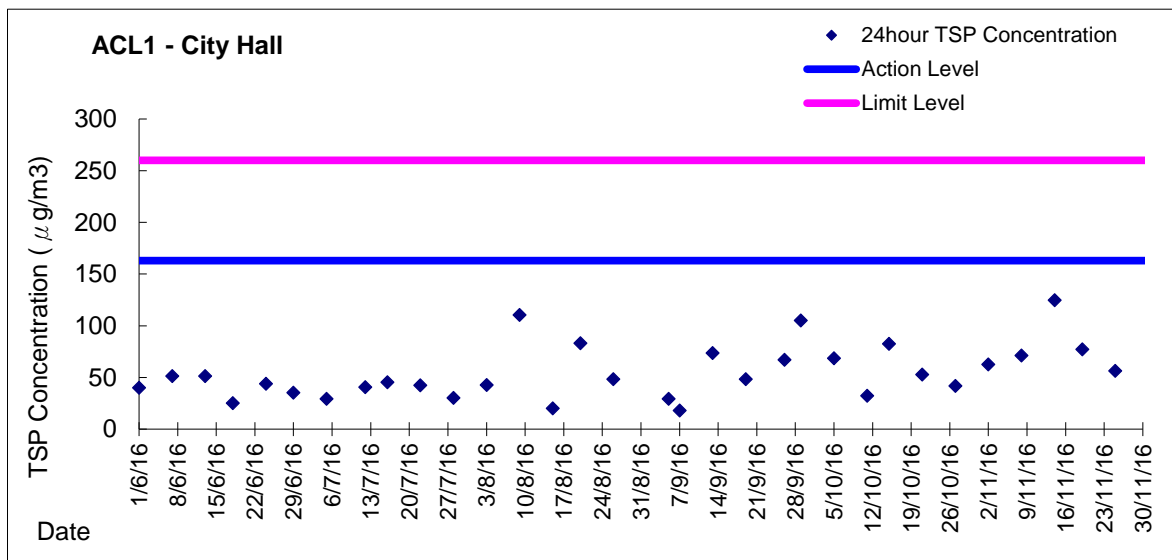
Date	Sampling Time	Weather Condition	Filter paper no.	Filter Weight, g		Elapse Time, hr		Sampling Time, hr	Flow Rate, m^3/min			Total Volume, m^3	TSP Level, $\mu\text{g}/\text{m}^3$
				Initial	Final	Initial	Final		Initial, Q_{si}	Final, Q_{sf}	Average		
3-Nov-16	8:05	Fine	17737	2.7398	2.7467	6261.58	6262.58	1.00	1.10	1.10	1.10	66	104.7
3-Nov-16	9:30	Fine	17777	2.7557	2.7630	6262.58	6263.58	1.00	1.16	1.16	1.16	70	104.9
3-Nov-16	10:50	Fine	17769	2.6888	2.6974	6263.58	6264.58	1.00	1.16	1.16	1.16	70	123.6
9-Nov-16	8:05	Cloudy	18010	2.8434	2.8477	6288.58	6289.58	1.00	1.10	1.10	1.10	66	65.1
9-Nov-16	9:10	Cloudy	17972	2.8517	2.8556	6289.58	6290.58	1.00	1.10	1.10	1.10	66	59.0
9-Nov-16	10:50	Cloudy	17966	2.8490	2.8516	6290.58	6291.58	1.00	1.10	1.10	1.10	66	39.4
15-Nov-16	8:08	Fine	17950	2.8449	2.8553	6315.58	6316.58	1.00	1.13	1.13	1.13	68	153.9
15-Nov-16	9:17	Fine	17926	2.8516	2.8600	6316.58	6317.58	1.00	1.13	1.13	1.13	68	124.3
15-Nov-16	11:00	Fine	17920	2.8028	2.8106	6317.58	6318.58	1.00	1.13	1.13	1.13	68	115.4
21-Nov-16	8:03	Cloudy	17815	2.7172	2.7226	6342.58	6343.58	1.00	1.13	1.13	1.13	68	79.9
21-Nov-16	9:30	Cloudy	17808	2.7106	2.7173	6343.58	6344.58	1.00	1.13	1.13	1.13	68	99.1
21-Nov-16	11:00	Cloudy	17803	2.7409	2.7486	6344.58	6345.58	1.00	1.19	1.19	1.19	71	108.2
26-Nov-16	8:05	Rainy	18097	2.7519	2.7563	6369.75	6370.75	1.00	1.14	1.14	1.14	69	64.1
26-Nov-16	9:40	Rainy	18290	2.6583	2.6613	6370.75	6371.75	1.00	1.14	1.14	1.14	69	43.7
26-Nov-16	10:55	Rainy	18283	2.6428	2.6500	6371.75	6372.75	1.00	1.14	1.14	1.14	69	105.0



Graphic Presentation of 1 hour TSP Result

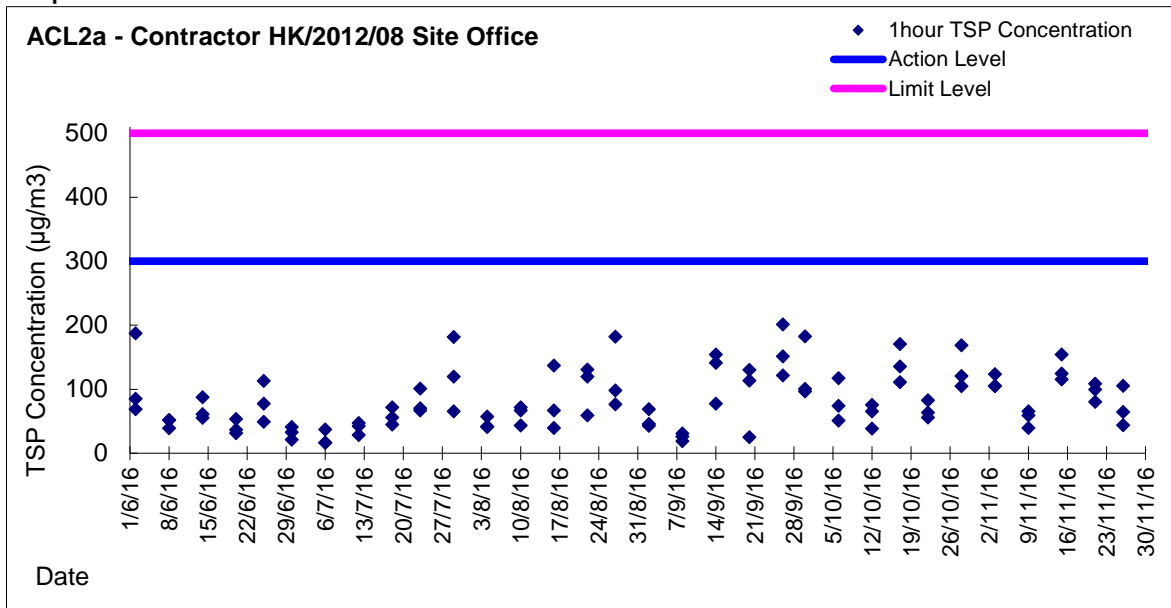


Graphic Presentation of 24 hour TSP Result





Graphic Presentation of 1 hour TSP Result



Graphic Presentation of 24 hour TSP Result

